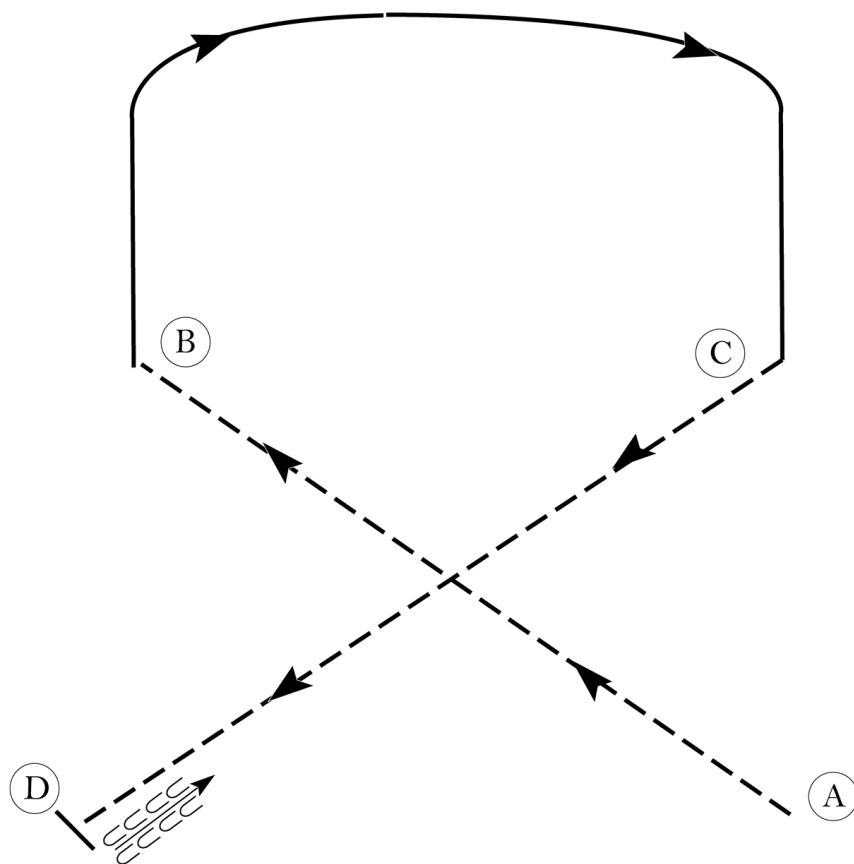


# Paints in the Pines

Youth 13U/Nov Youth/Nov Am Hunt Seat EQ (73,74,76)

Show Date: July 19-20,2025



Be ready at A.

1. Posting trot on the left diagonal to B.
2. Canter right lead to C.
3. Posting trot on the right diagonal 1/2 way to D.
4. Sitting trot to D.
5. Halt at D and back approximately one horse length.

Exit at a sitting trot.

Walk	-----
Trot	- - - - -
Extended Trot	— — — — —
Canter	— — — — —
Leg Yield	
Lead Change	— — — — —
Back	← ← ← ← ←
Marker	(B)
Sidepass	← — — — — →
Hand Gallop	— — — — —

[HSE/1-23]

Pattern Provided by:

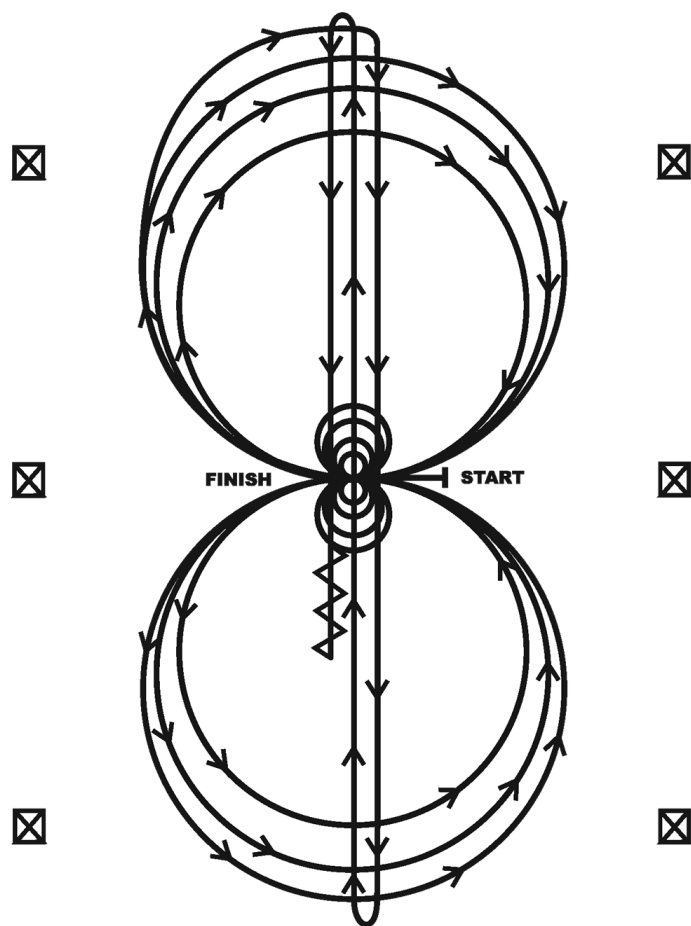
*The Judges*

# Paints in the Pines

## All Reining

Show Date: July 19-20, 2025

### REINING PATTERN 2



Horses may walk or jog to the center of arena. Horses must walk or stop prior to starting pattern. Beginning at the center of the arena facing the left wall or fence.

1. Beginning on the right lead, complete three circles to the right: the first circle small and slow; the next two circles large and fast. Change leads at the center of the arena.
2. Complete three circles to the left: the first circle small and slow; the next two circles large and fast. Change leads at the center of the arena.
3. Continue around previous circle to the right. At the top of the circle, run down the middle to the far end of the arena past the end marker and do a right rollback—no hesitation.
4. Run up the middle to the opposite end of the arena past the end marker and do a left rollback—no hesitation.
5. Run past the center marker and do a sliding stop. Back up to the center of the arena or at least ten feet (three meters). Hesitate.
6. Complete four spins to the right. Hesitate.
7. Complete four spins to the left. Hesitate to demonstrate the completion of the pattern.

[R/AQHAP-2]

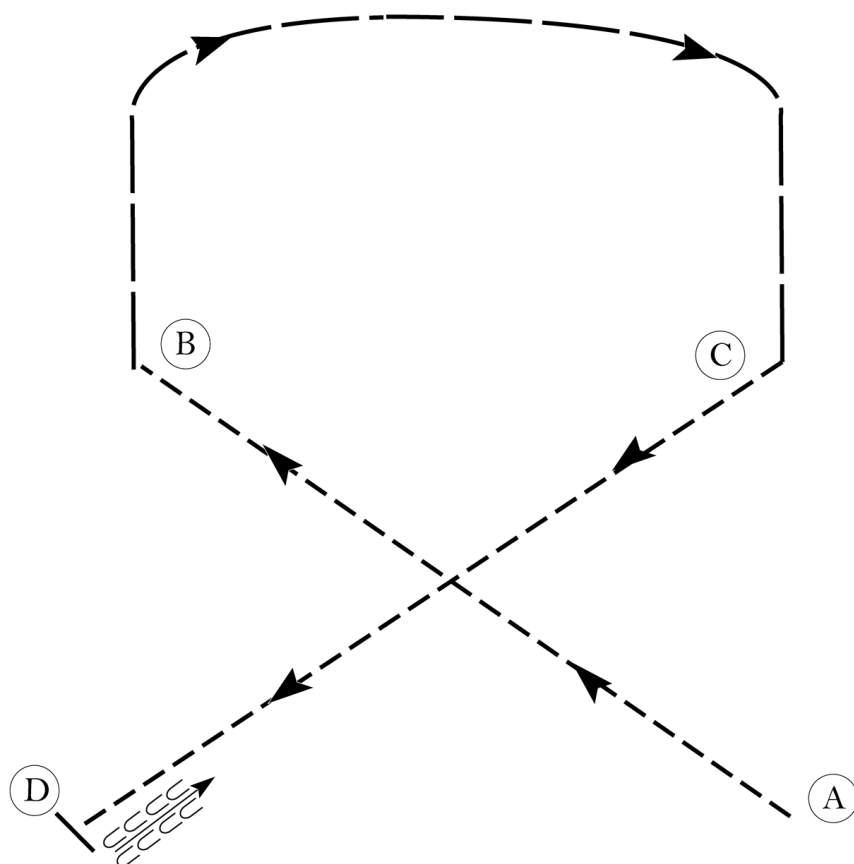
Pattern Provided by:

*The Judges*

# Paints in the Pines

Amateur/All Breed Hunt Seat EQ (71,72,75,77. EXIT AT A WALK/ NOT SI

Show Date: July 19-20,2025



Be ready at A.

1. Sitting trot 1/2 way to B.
2. Posting trot on the left diagonal to B.
3. Hand gallop right lead to C.
4. Posting trot on the right diagonal 1/2 way to D.
5. Sitting trot to D.
6. Halt at D and back approximately one horse length.

Exit at a sitting trot.

Walk	.....
Trot	-----
Extended Trot	-----
Canter	—————
Leg Yield	
Lead Change	—/—
Back	←←←←←
Marker	(B)
Sidepass	←-----→
Hand Gallop	— — — — — — — — — —

[HSE/2-23]

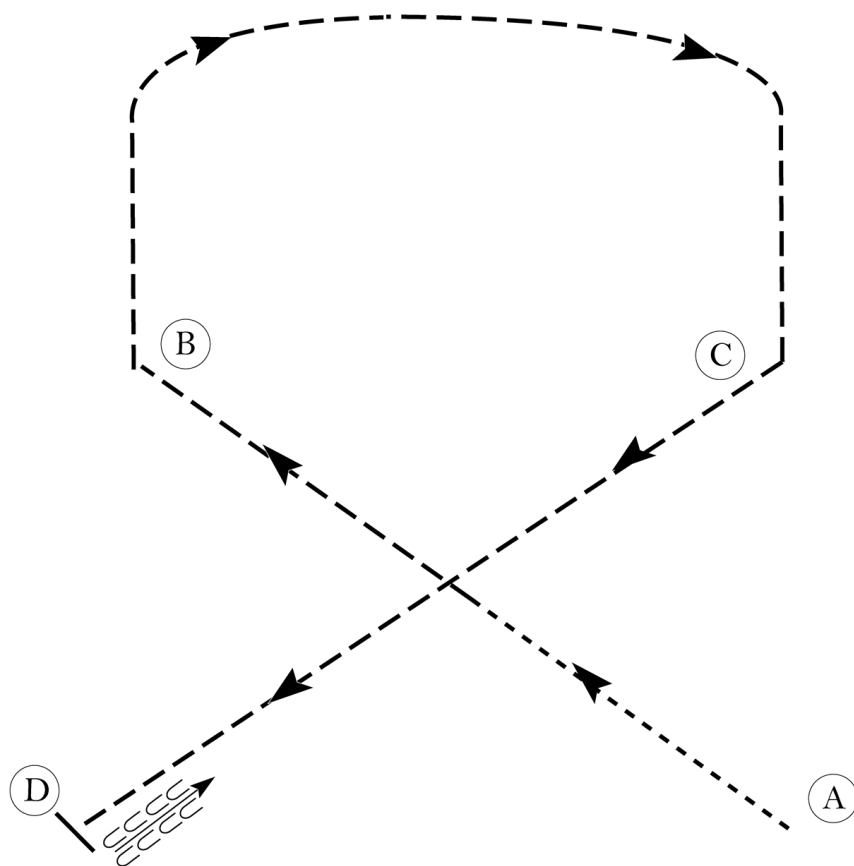
Pattern Provided by:

*The Judges*

# Paints in the Pines

All Walk Trot Hunt Seat EQ (66,67,68,69,70,78)

Show Date: July 19-20,2025



Be ready at A.

1. Walk 1/2 way to B.
2. Posting trot on the left diagonal to B.
3. Sitting trot to C.
4. Posting trot on the right diagonal 1/2 way to D.
5. Sitting trot to D.
6. Halt at D and back approximately one horse length.

Exit at a sitting trot.

Walk	-----
Trot	- - - - -
Extended Trot	=====
Canter	=====
Leg Yield	
Lead Change	↗ ↘
Back	← ← ← ← ←
Marker	(B)
Sidepass	← ← ← ← ←
Hand Gallop	=====

[HSE/WT-23]

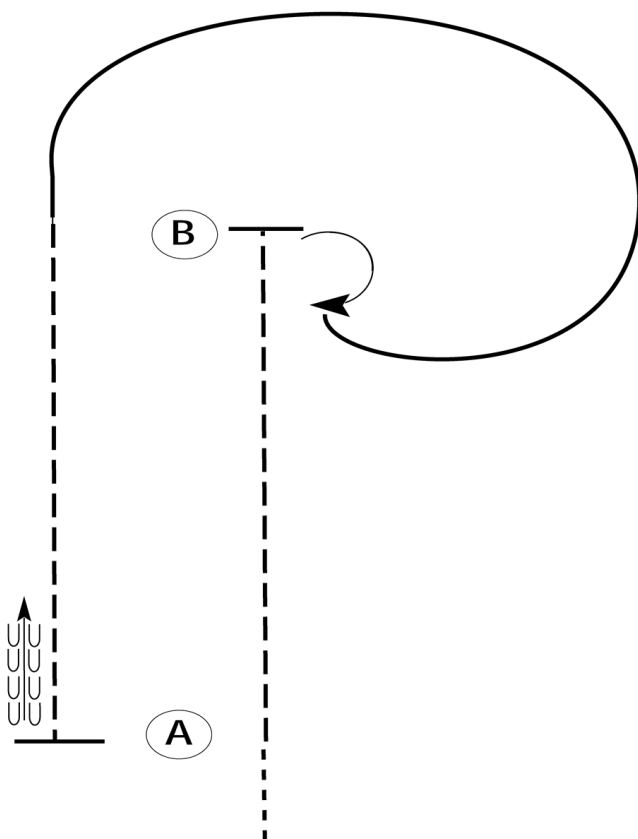
Pattern Provided by:

*The Judges*

# Paints in the Pines

Youth 13U/Nov Youth/Nov Am Horsemanship (148,149,150)

Show Date: July 19-20,2025



Be ready before A.

1. Walk to A.
2. Jog to B.
3. Turn 180 degrees to the right.
4. Lope on the left lead back around to B.
5. Jog from B to A.
6. Stop at A and back approximately one horse length.

Follow the instructions of your ring steward.

Walk	-----
Jog	- - - - -
Extended Jog	— — — —
Lope	—————
Leg Yield	
Lead Change	— / —
Back	← — — — —
Marker	⊙ B
Sidepass	← — — — — →

[WH/1-44]

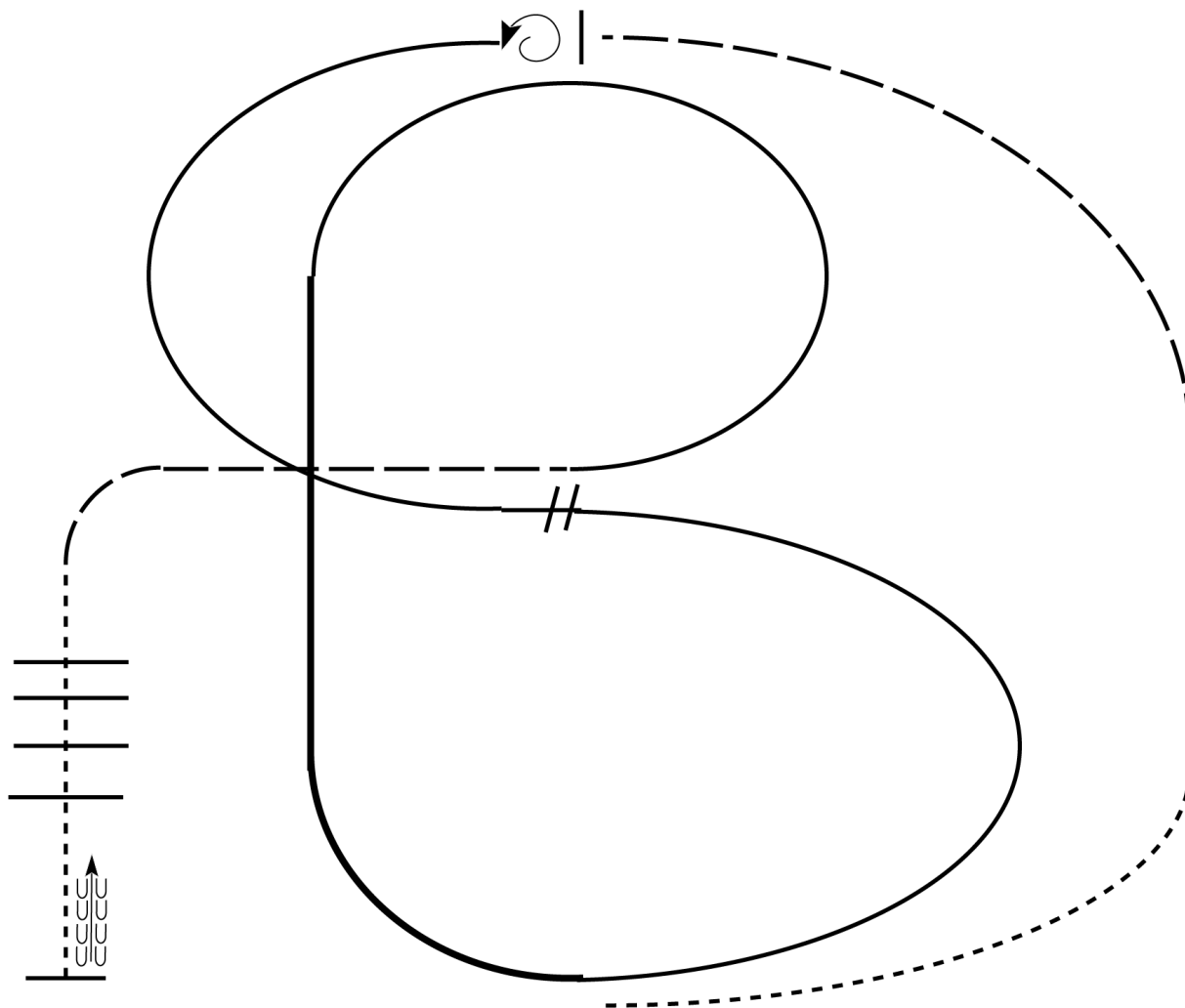
Pattern Provided by:

*The Judges*

# Paints in the Pines

All Ranch Riding (90,91,92,93,94,95,96 W/T -Trot pattern)

Show Date: July 19-20,2025



1. Walk
2. Trot
3. Extend the trot, at the top of the arena, stop
4. 360 degree turn to the left
5. Left lead 1/2 circle, lope to the center
6. Change leads (simple or flying)
7. Right lead 1/2 circle
8. Extended lope up the long side of arena (right lead)
9. Collect back to a lope around the top of the arena and back to center
10. Break down to an extended trot
11. Walk over poles.
12. Stop and back

Walk	-----
Jog	- - - - -
Extended Jog	— — — —
Lope	— — — —
Lead Change	
Back	
Marker	(B)

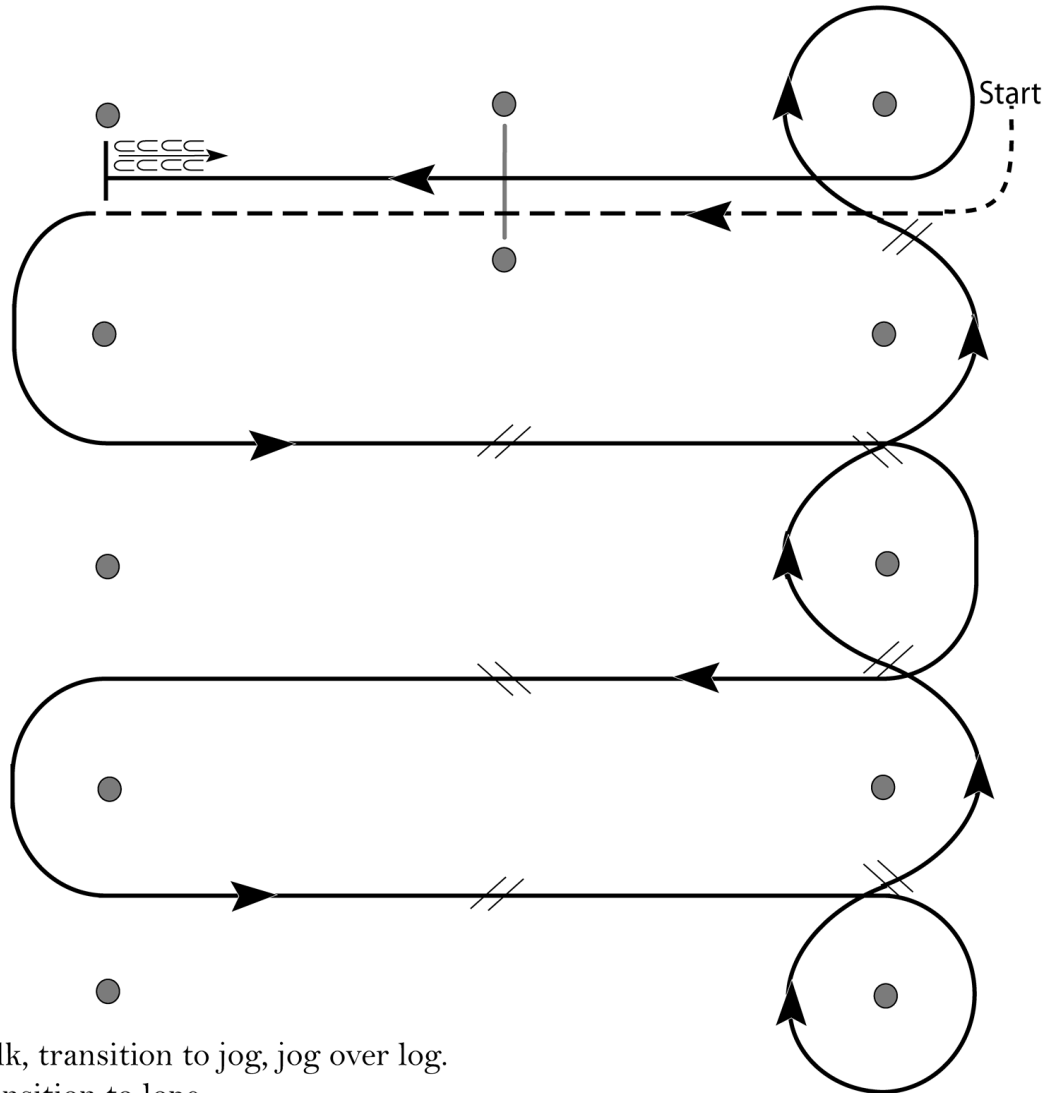
[RR/1]

Pattern Provided by:  
*The Judges*

# Paints in the Pines

## All Western Riding (102,103,104)

Show Date: July 19-20,2025



1. Walk, transition to jog, jog over log.
2. Transition to lope.
3. First crossing change.
4. Second crossing change.
5. Third crossing change.
6. Circle and first line change.
7. Second line change.
8. Third line change.
9. Fourth line change and circle.
10. Lope log.
11. Lope, stop and back.

[WR/OP-2]

Pattern Provided by:

*The Judges*

www.HorseShowPatterns.com

*Show Date: July 19-20, 2025*



1. Trot past B and stop
2. Perform a 270 degree turn
3. Trot halfway to the Judge
4. Break to the walk and walk to the Judge
5. Stop and set up for inspection
6. When dismissed back one horse length
7. Perform a 90 degree turn and trot to the line-up

Follow the instructions of your ring steward.

**Judge** 

**[S/1-27]**

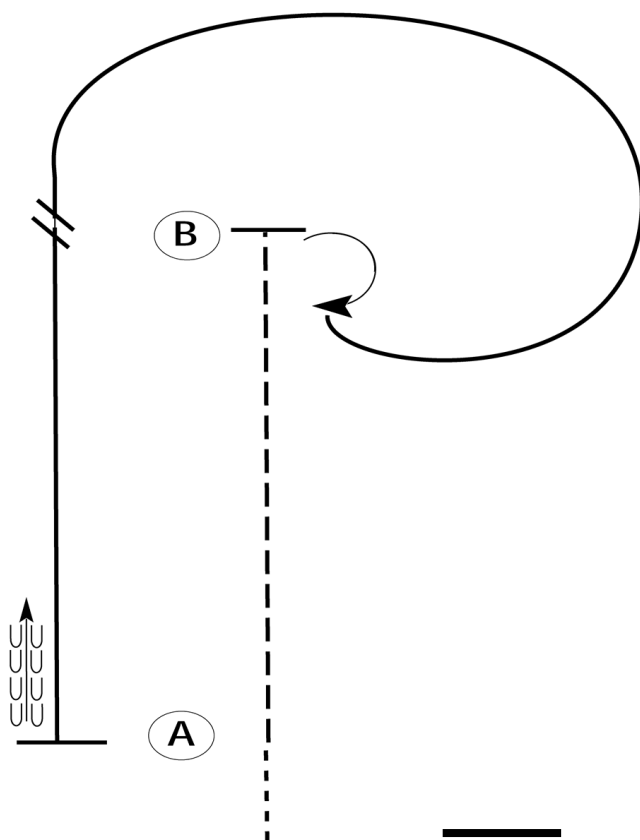
©2025 HorseShowPatterns.com. All Rights Reserved.



# Paints in the Pines

## Youth 18U/Amateur Horsemanship (151,152)

Show Date: July 19-20,2025



Be ready before A.

1. Walk to A.
2. Jog to B.
3. Turn 180 degrees to the right.
4. Lope on the left lead back around to B.
5. Perform a      lead change at B.
6. Lope on the right lead to A.
7. Stop at A and back approximately one horse length.

Follow the instructions of your ring steward.

Walk	-----
Jog	- - - - -
Extended Jog	- - - - -
Lope	=====
Leg Yield	
Lead Change	↗ ↘
Back	← ← ← ← ←
Marker	(B)
Sidepass	← ← ← ← ←

[WH/3-44]

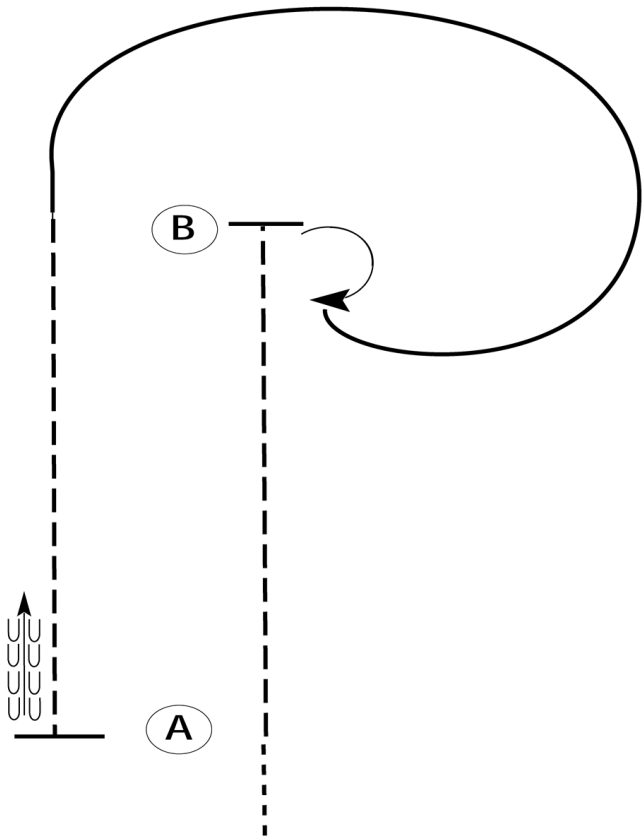
Pattern Provided by:

*The Judges*

# Paints in the Pines

## All Breed Horsemanship (146,147)

Show Date: July 19-20,2025



Be ready before A.

1. Walk to A.
2. Jog to B.
3. Turn 180 degrees to the right.
4. Lope on the left lead back around to B.
5. Jog from B to A.
6. Stop at A and back approximately one horse length.

Follow the instructions of your ring steward.

Walk	-----
Jog	- - - - -
Extended Jog	— — — —
Lope	—————
Leg Yield	
Lead Change	— / —
Back	← — — — —
Marker	(B)
Sidepass	← — — — — →

[WH/1-44]

Pattern Provided by:

*The Judges*

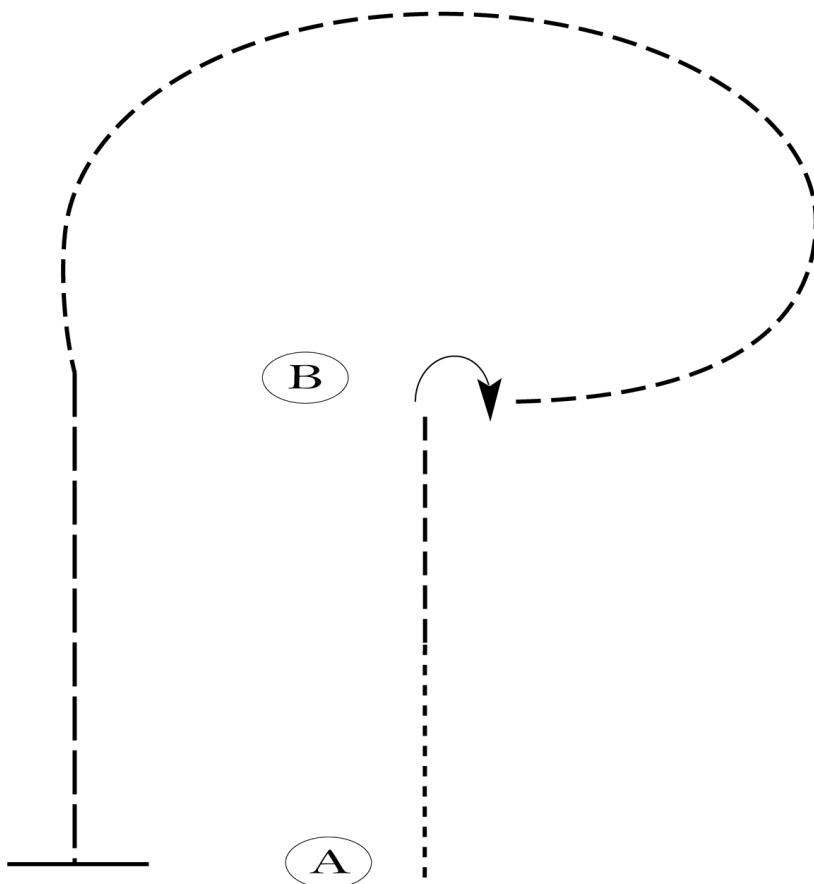
# Paints in the Pines

## All Walk Trot Western Horsemanship (#6 STOP AND BACK)

Show Date: July 19-20, 2025

www.HorseShowPatterns.com

www.HorseShowPatterns.com



Be ready at A.

1. Walk half way to B.
2. Jog to B.
3. Turn 90 degrees to the right.
4. Jog around B.
5. When even with B, extend the jog to A.
6. Stop at A.

Follow the instructions of your ring steward.

Walk	-----
Jog	- - - - -
Extended Jog	— — — —
Lope	— — — —
Leg Yield	
Lead Change	— / —
Back	← — — —
Marker	ⓑ
Sidepass	← — — — →

[WH/WT-38]

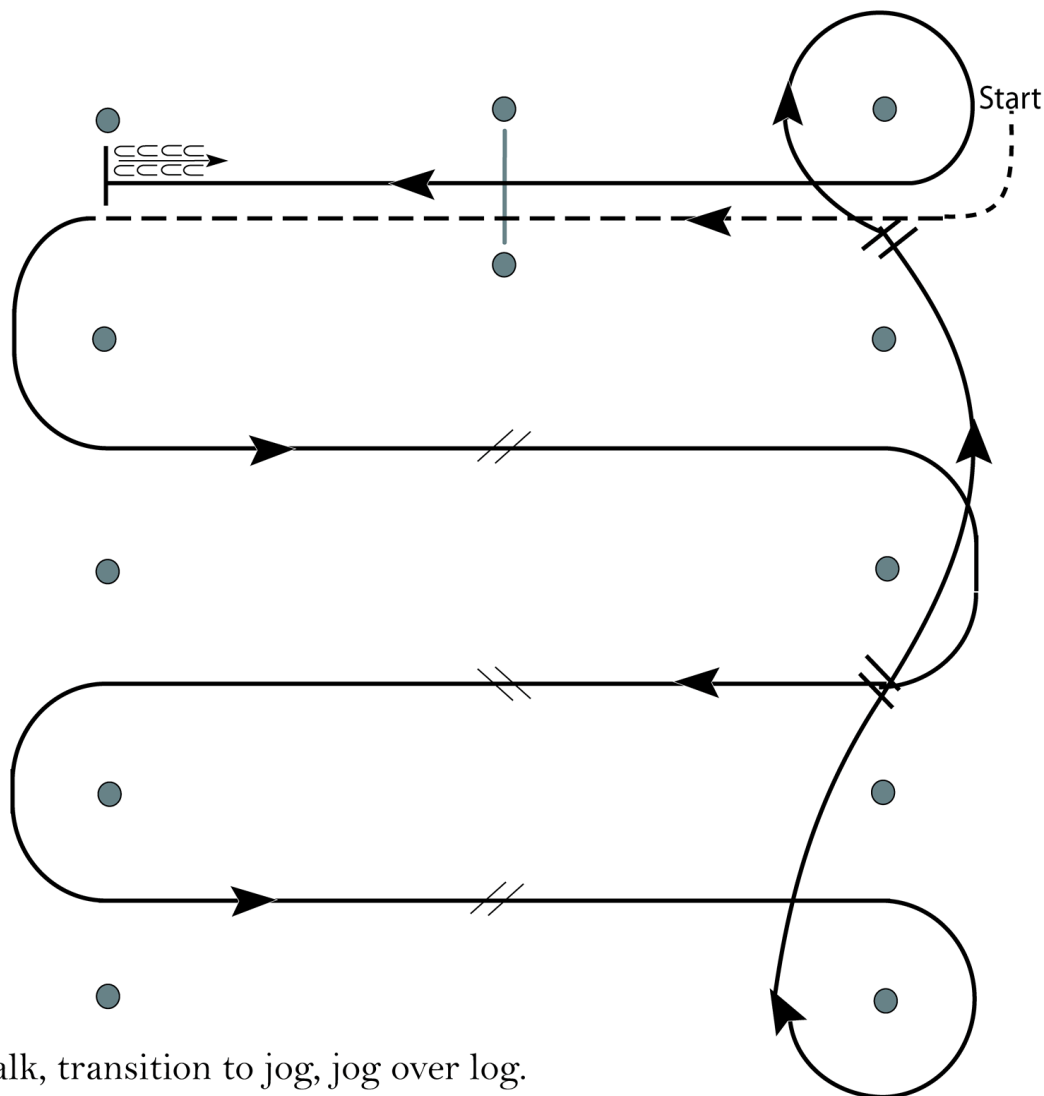
Pattern Provided by:

*The Judges*

# Paints in the Pines

## Green Western Riding. (101)

Show Date: July 19-20, 2025



1. Walk, transition to jog, jog over log.
2. Transition to left lead lope.
3. First crossing change.
4. Second crossing change.
5. Third crossing change.
6. Circle and first line change.
7. Second line change and circle.
8. Lope log.
9. Stop and back.

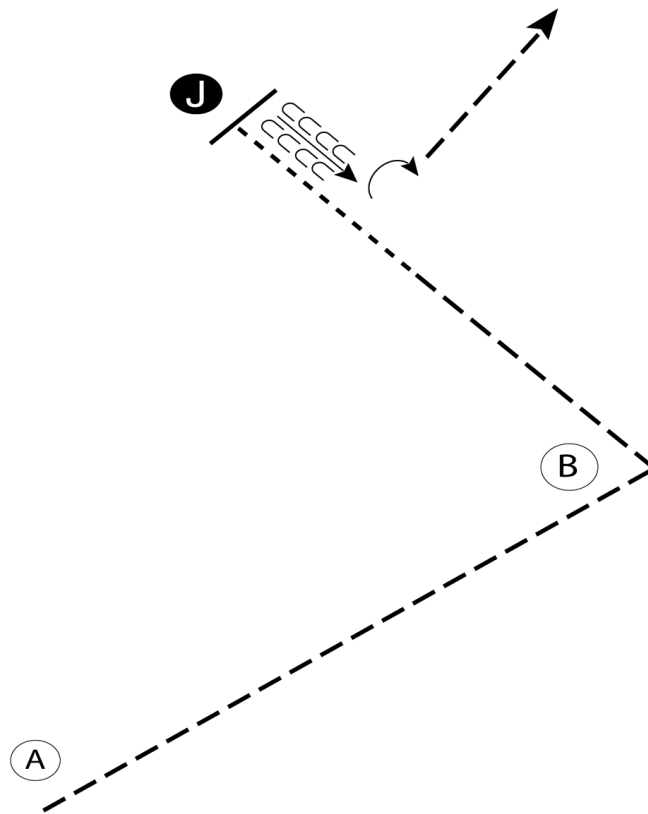
[WR/GP-2]

Pattern Provided by:  
*The Judges*

# Paints in the Pines

## Walk Trot Showmanship (35,36,37,38. Class 39 - WALK ONLY PATTE

*Show Date: July 19-20, 2025*



Be ready at A.

1. Trot to and around B and halfway to judge.
2. Walk to judge.
3. Stop and set up for inspection.
4. When dismissed back one horse length.
5. Perform a 90 degree turn and trot to the line-up.

Follow the instructions of your ring steward.

**Walk** - - - - -

**Trot**    **— — — —**

**Back** 

Marker B

**Judge** 

**[S/WT-27]**

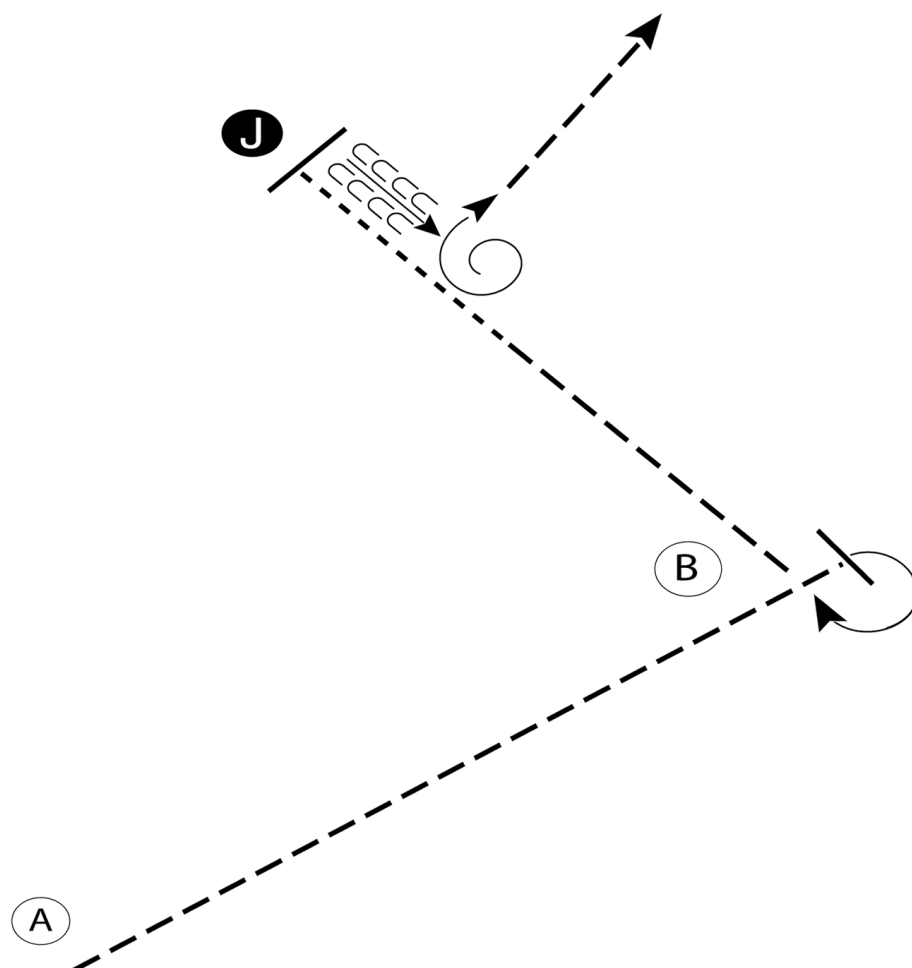
### Pattern Provided by:

## *The Judges*

# Paints in the Pines

Youth 18U/Amateur/All Breed Showmanship (40,41,43,46)

Show Date: July 19-20,2025



1. Begin at A. Trot past B and stop
2. Perform a 270 degree turn
3. Trot halfway to the Judge
4. Break to the walk and walk to the Judge
5. Stop and set up for inspection
6. When dismissed back one horse length
7. Perform a 450 degree turn and trot to the line-up

Walk     - - - - -  
Trot     - - - - -  
Back     ← - - - - -  
Marker     (B)  
Judge     (J)

[S/2-27]

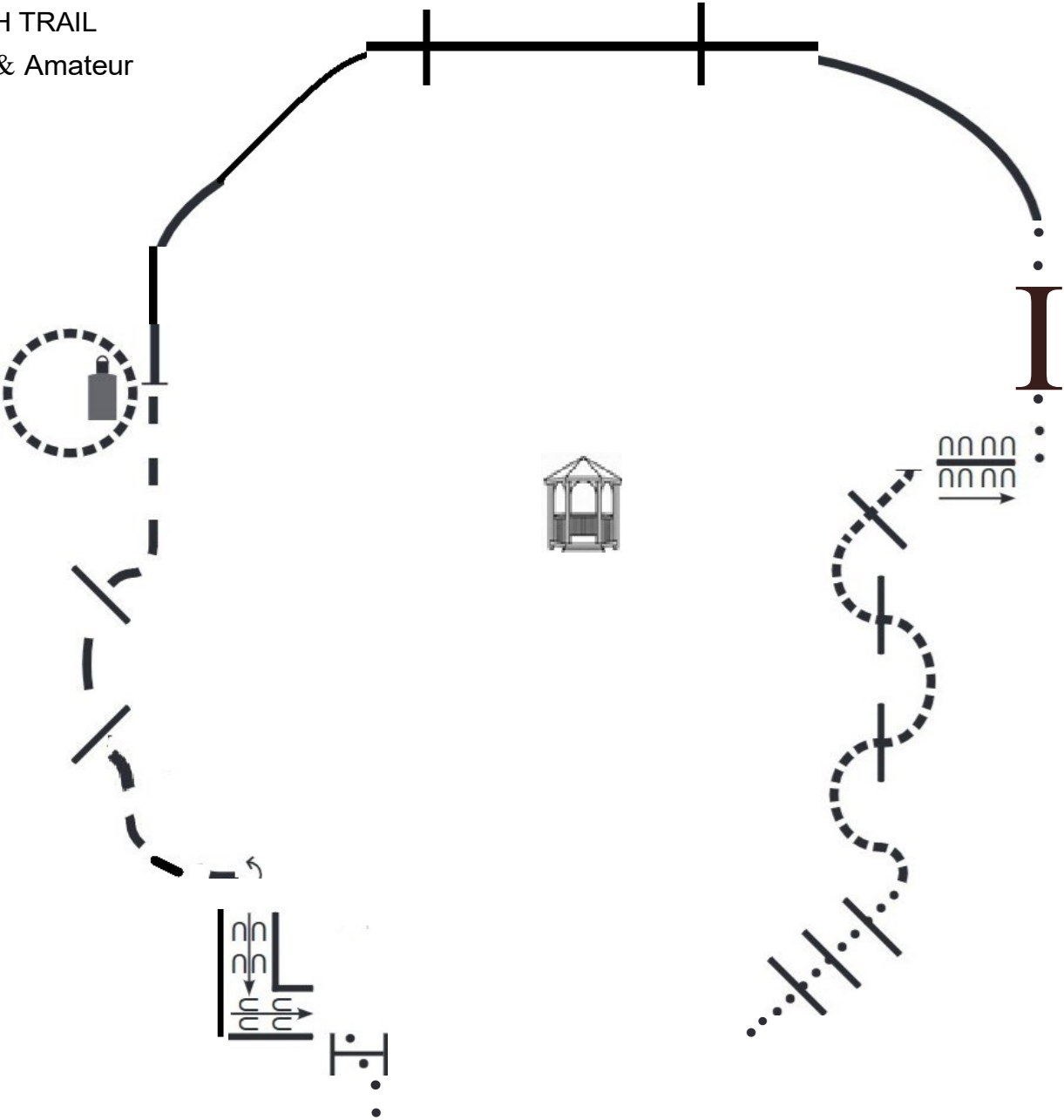
Pattern Provided by:

*The Judges*

[illegible]

- |                         |               |
|-------------------------|---------------|
| • • • • •               | Walk          |
| • • • • • • • •         | Extended Walk |
| • • • • • • • •         | Trot          |
| ■      -                | Extended Trot |
| <b>—————</b>            | Lope          |
| —————                   | Extended Lope |
|                         | Change Lead   |
| -    > > > ><br>> > > > | Back          |
| .....                   | Cone          |

RANCH TRAIL  
Open & Amateur

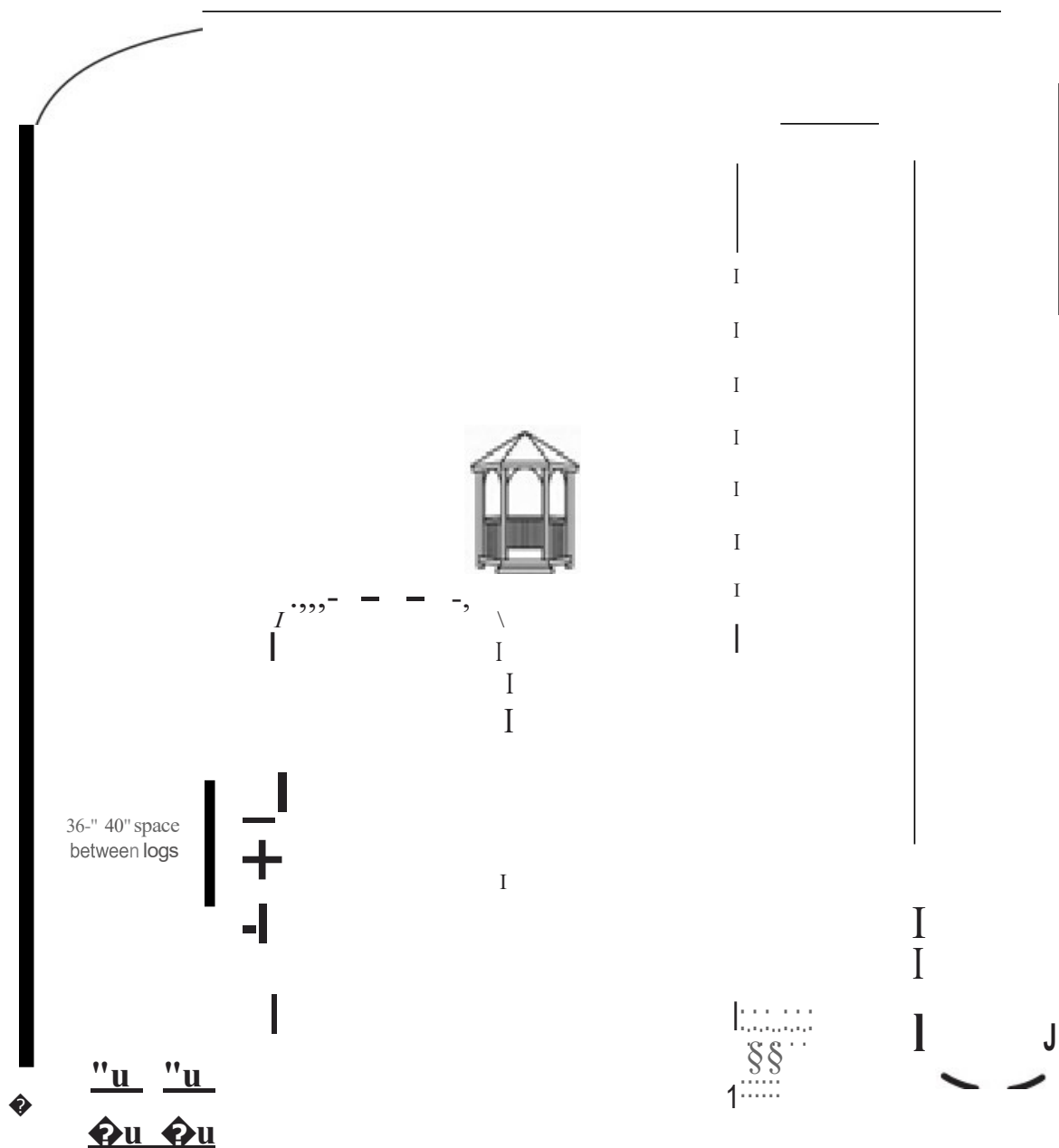


- 1. Walk over logs
- 2. Trot serpentine over logs
- 3. Sidepass over log to the right
- 4. Walk over bridge
- 5. Lope left lead over logs and stop at standard
- 6. Drag log in circle to the right at walk or trot
- 7. Extended trot over poles
- 8. 90 degree turn to the left and back through L
- 9. Work gate with left hand and exit at the walk

.....	Walk
.....	Extended Walk
.....	Trot
.....	Extended Trot
.....	Lope
.....	Extended Lope
.....	Change Lead
.....	Back
A	Cone



## Ranch Riding Pattern #12



1. Walk
2. Trot
3. Trot logs
4. Side pass right
5. 1 1/2 turns right
6. Extended lope (right lead)
7. Lope right lead
8. Extended trot

## PATTERN 1

- Extended Walk- 75 feet
- Trot- 120 feet
- Extended Trot- 240 feet
- Lope- 150 feet
- Stop; reverse (either direction)
- Walk- 30 feet
- Lope- 150 feet
- Extended Lope- 200 feet
- Trot- 90 feet
- Stop and Back.