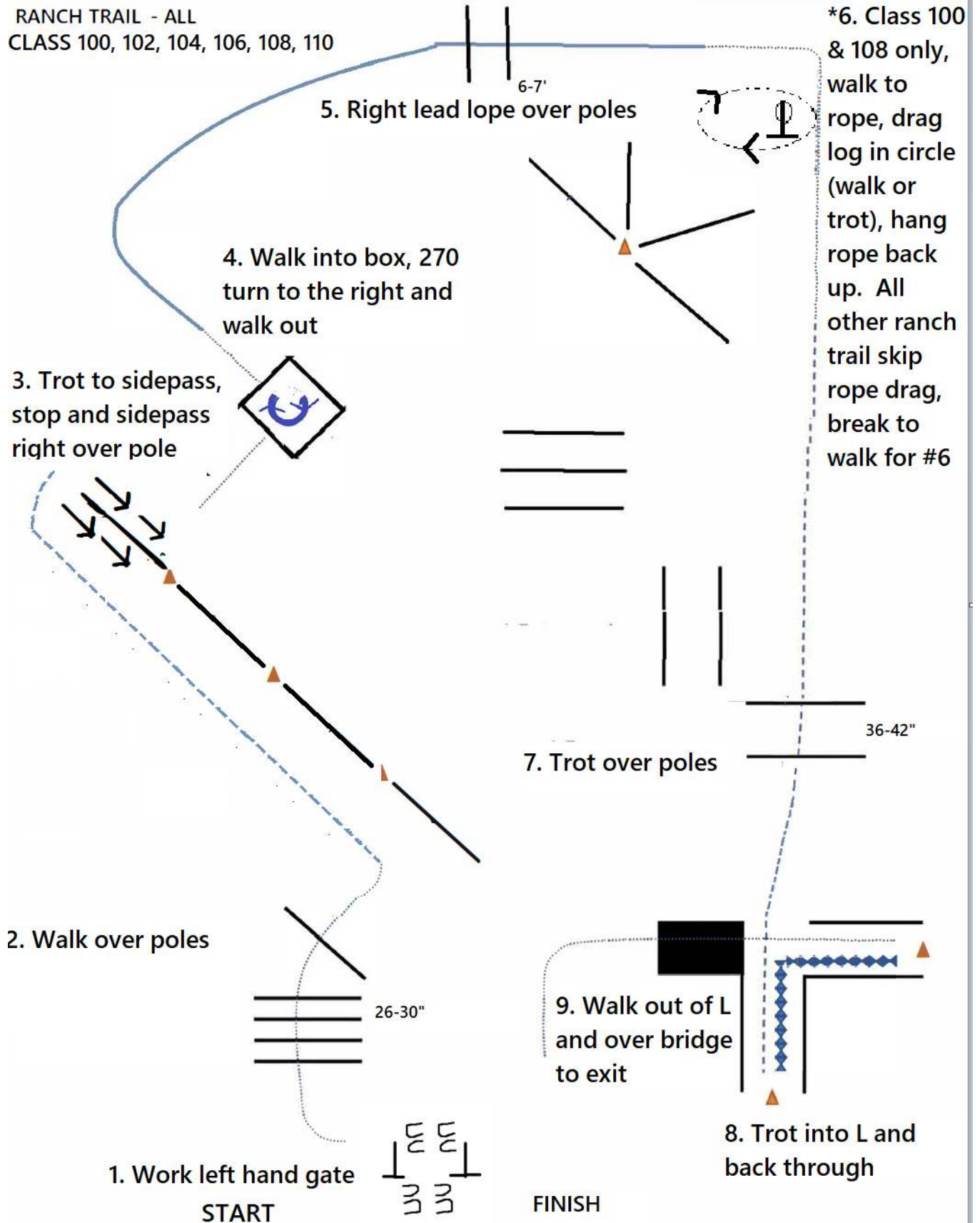
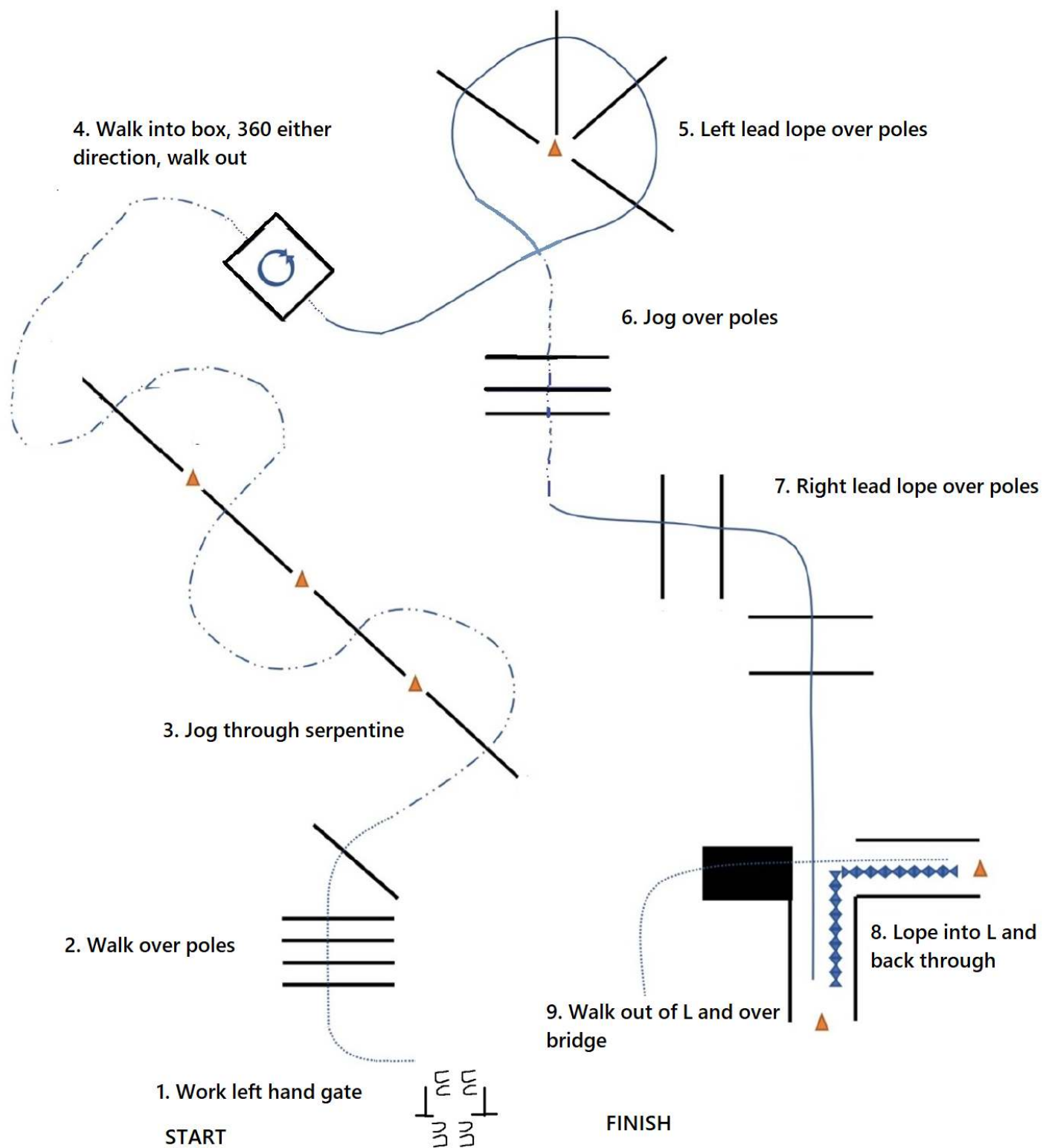


RANCH TRAIL - ALL  
CLASS 100, 102, 104, 106, 108, 110

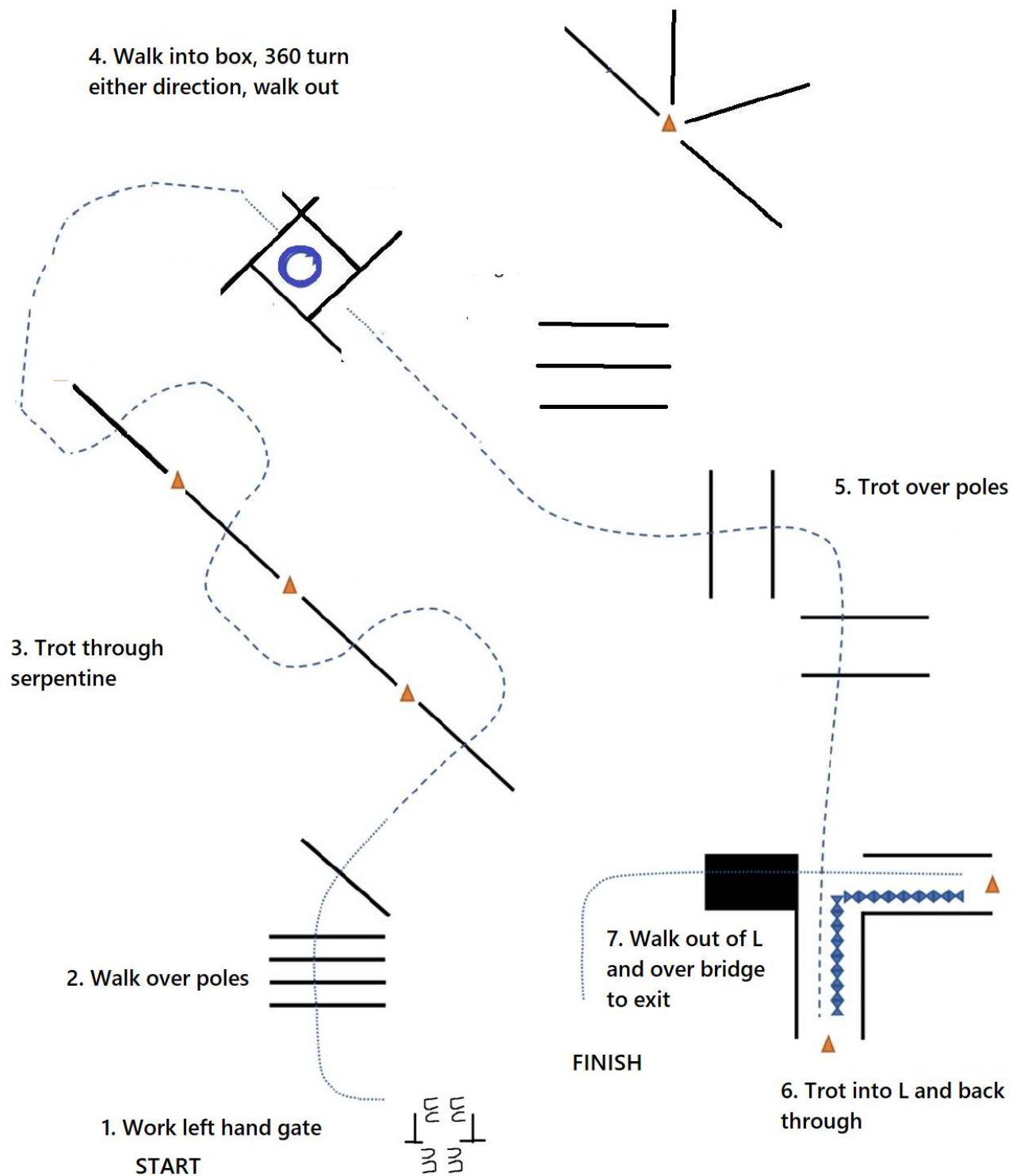


# TRAIL - All Breed, Novice Youth, Youth, Novice Amateur, Amateur, Amateur SPB, SPB, Green, Junior & Senior

CLASS 116, 120, 121, 122, 123, 124, 125, 126, 127, 128



TRAIL - Yearling In Hand Trail, All Breed WT, Youth WT, Amateur WT  
CLASS 112, 113, 114, 115, 117, 118, 119



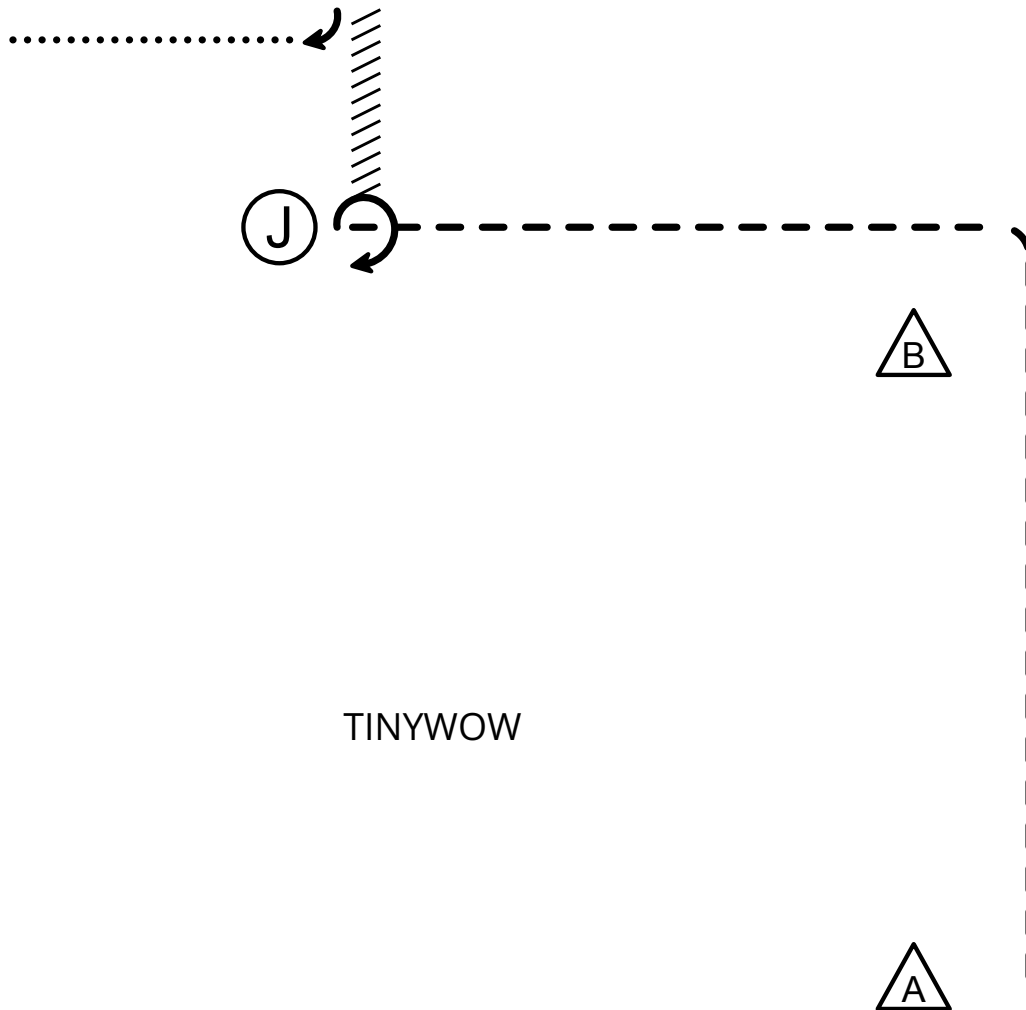
# Showmanship

Show: The Yankee Union

Age Divisions

Youth 13 & Under

All Breed Showmanship



Pattern design by [horseshowpatterns.com](http://horseshowpatterns.com)

Be ready at A

1. Trot from A to and around B and to judge
2. Stop and setup for inspection
3. When dismissed, perform a 270° turn
4. Back approximately 2 horse lengths
5. Turn 90°
6. Exit at a walk

Follow the instructions of your ring steward

Generated from Equiscribe for iOS  
Scan the code to see your results as they are posted

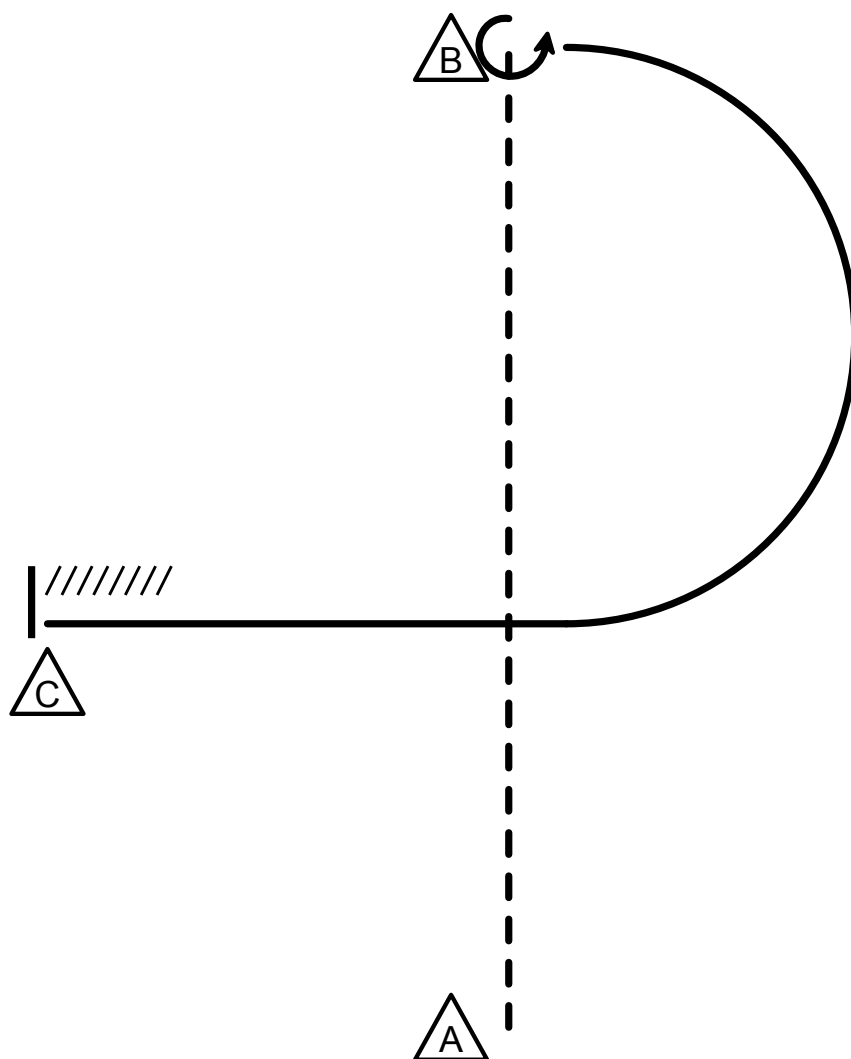


# English Equitation

Age Divisions

*Nov Youth & Nov Amateur  
13 & Under*

Show: The Yankee Union



Be ready at A

1. Posting trot on the left diagonal to B
2. Stop and turn 270° left on the forehand
3. Canter right lead to C
4. Stop and back one horse length

5. Walk past C to complete pattern.

*Generated from Equiscribe for iOS  
Scan the code to see your results as they are posted*





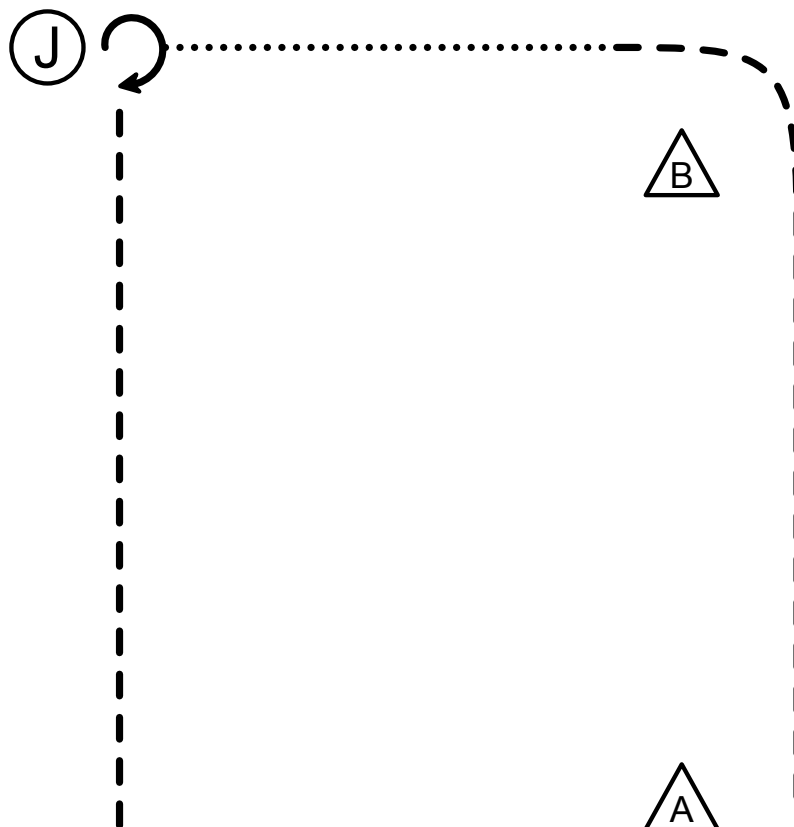
# Showmanship

Show: The Yankee Union

Age Divisions

Nov Youth & Novice

Amateur



Be ready at A

1. Start at the 1st marker and trot to and around the 2nd marker
2. Break to a walk and walk to the judge
3. Stop and set up for inspection
4. When excused, pivot 3°/4° turn and trot to exit

Follow the instructions of your ring steward

Generated from Equiscribe for iOS  
Scan the code to see your results as they are posted

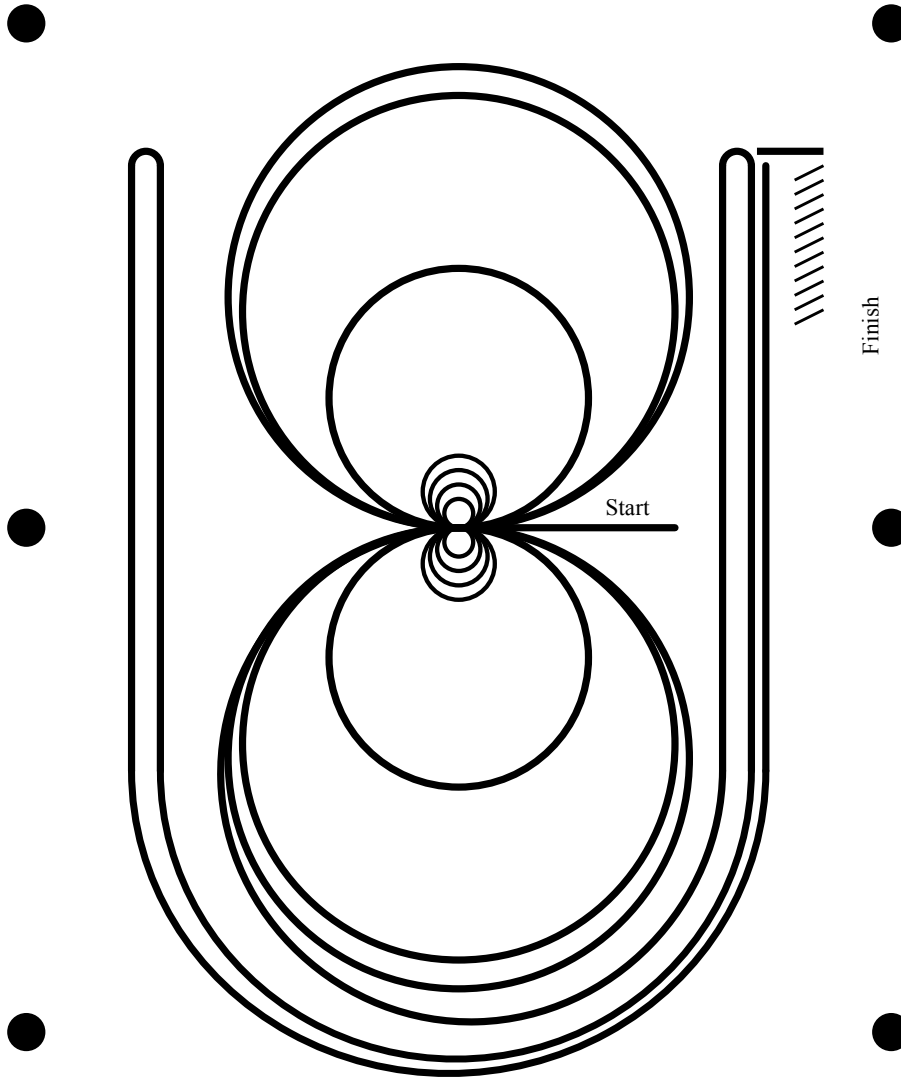


# Reining

Age Division

Youth, Nov Amateur & SPB

Show: The Yankee Union



Horse must walk or stop prior to starting pattern. Beginning at the center of the arena facing the judge.

1. Beginning on the left lead, complete two circles to the left: the first circle large and fast; the second circle small and fast.
2. Complete four spins to the left. Hesitate.
3. Beginning on the right lead, complete two circles to the right: the first being large and fast; the second circle small and fast.
4. Complete four spins to the right. Hesitate.
5. Beginning on the left lead, run a large fast circle to the left, change leads at the center of the arena, run a large fast circle to the right.
6. Continue around previous circle to the left but do not close this circle. Run up the right side of the arena past the center marker.
7. Continue around previous circle but do not close this circle. Run up the left side of the arena past the center marker.
8. Continue back around previous circle but do not close this circle. Run up the right side of the right side of the arena past the center marker.

Rider may drop bridle to the designated judge.

Generated from Equiscribe for iOS  
Scan the code to see your results as they are posted

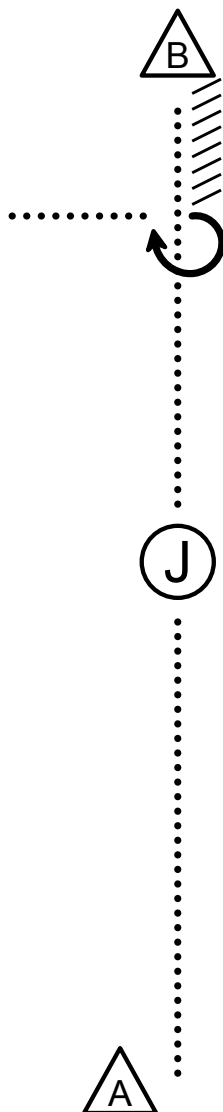


# Showmanship

Age Division

APHA Amateur W/T

Show: The Yankee Union



Pattern design by NULL

Be ready at A

1. Extended walk from A to judge
2. Stop and set up for inspection
3. When dismissed extended walk to B
4. Stop and back one horse length
5. Turn 270° and walk

Walk and follow instructions of ring steward

Generated from Equiscribe for iOS  
Scan the code to see your results as they are posted

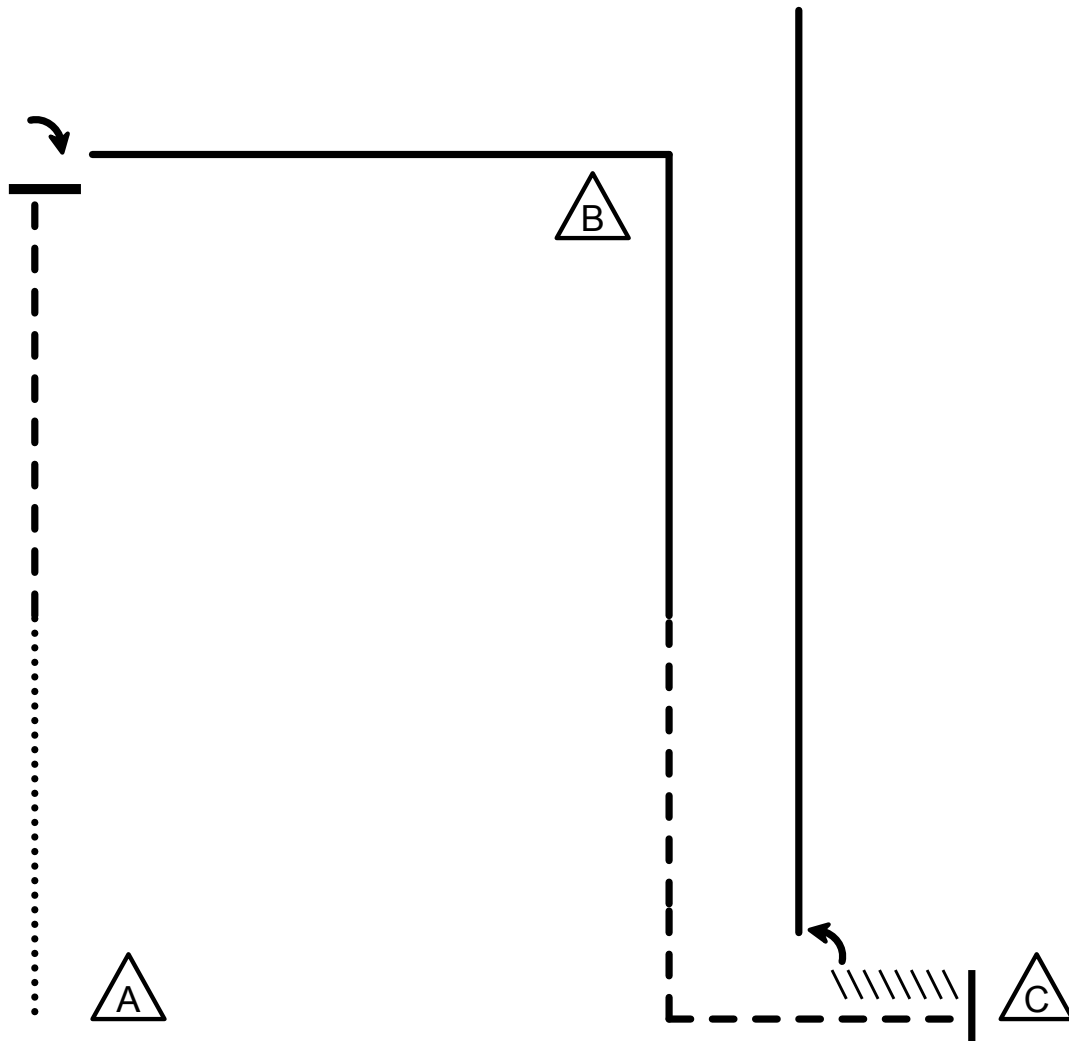


# Horsemanship

Age Division

*Amateur, Youth 14-18 & SPB*

Show: The Yankee Union



Be ready at A

1. Walk from A to center of pattern
2. Jog until just past B and stop
3. Turn 1/4 turn to the right
4. Lope on the right lead to and around B
5. Break to the jog in the center of the pattern
6. Jog until even with A and C; Jog a square corner to C
7. Stop at C and back approximately one horse length
8. Perform a 1/4 turn left and lope on the left lead until even with B

Pattern is over once you pass B at the lope.

*Generated from Equiscribe for iOS  
Scan the code to see your results as they are posted*

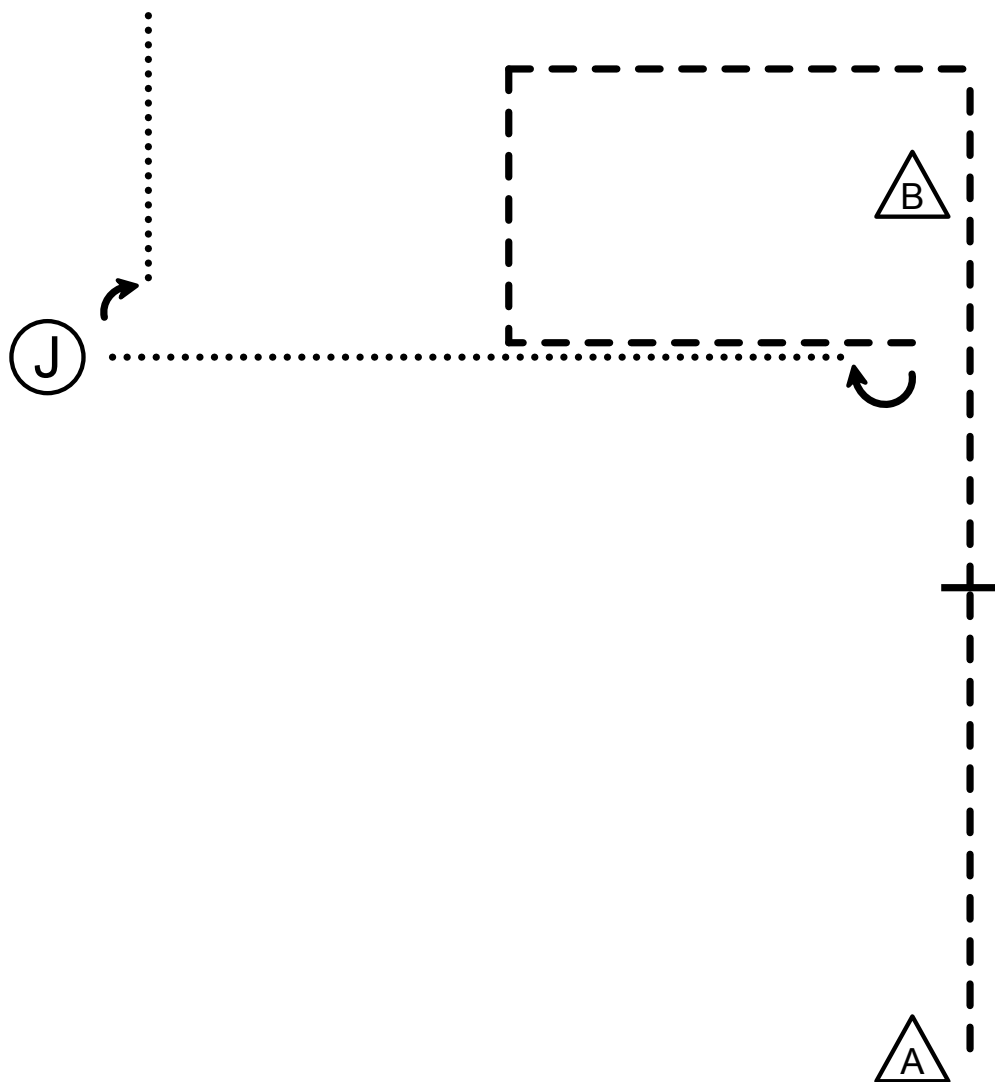


# Showmanship

### Show: The Yankee Union

### Age Divisions

*Amateur & SPB  
Youth 18 & Under*



Be ready at A

1. Trot halfway to B and stop
2. Trot rectangle around B until even with B
3. Perform 180° turn
4. Walk to judge
5. Stop and set up for inspection
6. When dismissed, perform a 90° turn and walk to exit

Generated from Equiscribe for iOS  
Scan the code to see your results as they are posted

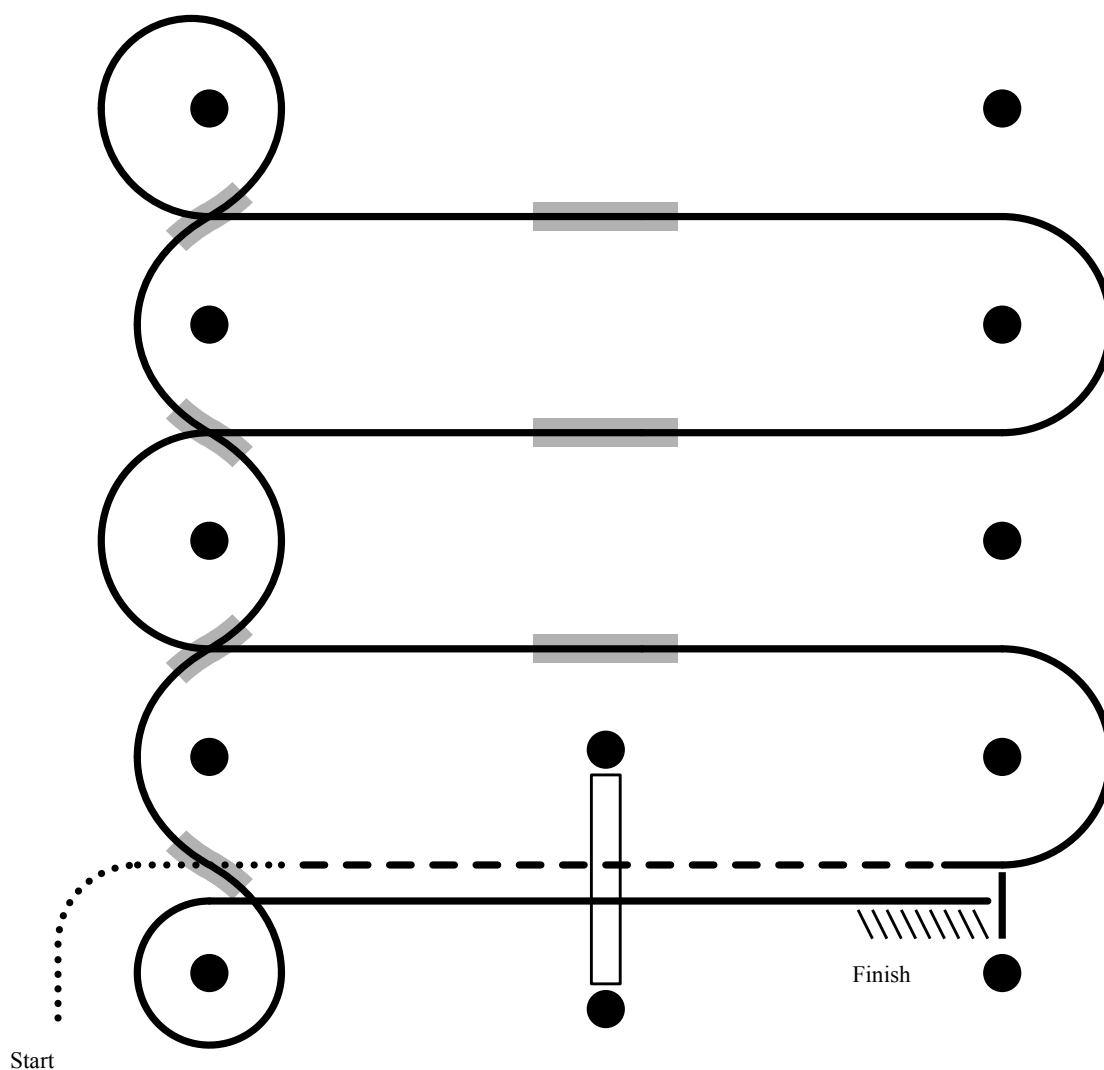


# Western Riding

Age Division

All Ages

Show: The Yankee Union



1. Walk, transition to jog, jog over log
2. Transition to the lope, on the left lead
3. First crossing change
4. Second crossing change
5. Third crossing change
6. Circle & first line change
7. Second line change
8. Third line change
9. Fourth line change & circle
10. Lope over log
11. Lope, stop & back

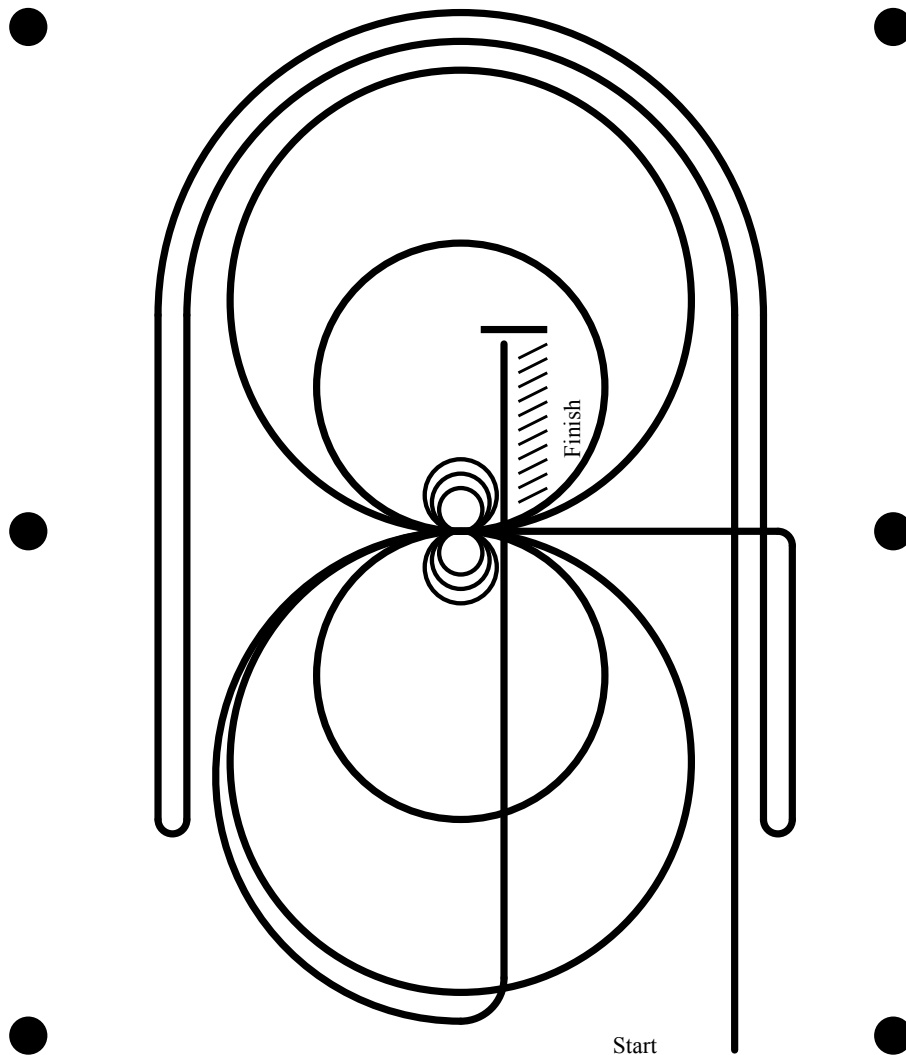
Generated from Equiscribe for iOS  
Scan the code to see your results as they are posted



# Reining

Age Division  
Amateur & APHA

Show: The Yankee Union



1. Run around the end of the arena, run down the left side past center marker, right rollback.
2. Run around end of arena, run down right side past center marker, left rollback.
3. Continue up the right side of the arena to the center marker, at the center marker the horse should be on the left.
4. Complete three spins to the left. Hesitate.
5. Complete two circles to the right, one large fast and one small slow. Stop at center.
6. Complete three spins to the right. Hesitate.
7. Begin large circle to left at the top of the circle, run down the center of arena past center marker, stop and back up.

Hesitate to show completion of pattern.

Generated from Equiscribe for iOS  
Scan the code to see your results as they are posted

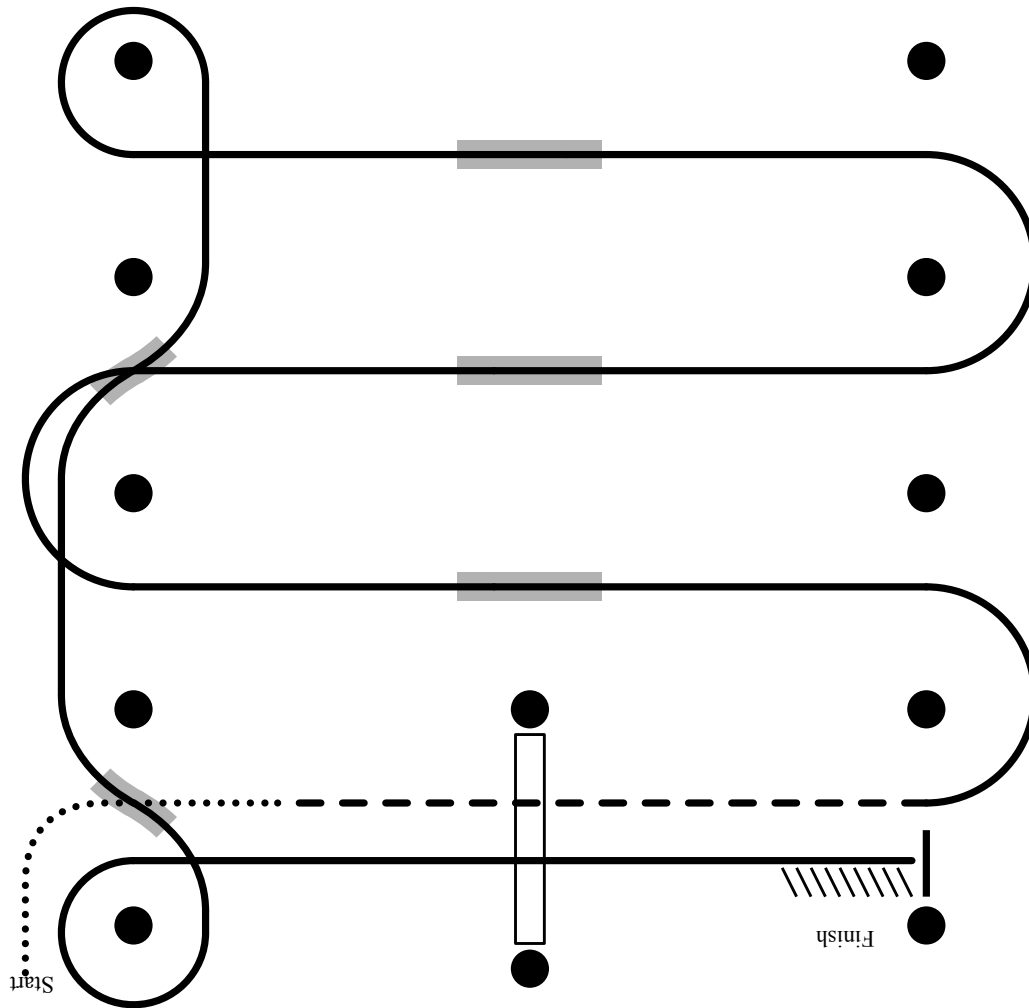


# Western Riding

Age Divisions

Green  
SPB, Amateur, Novice & Youth

Show: The Yankee Union



1. Walk, transition to jog, jog over log
2. Transition to left lead lope
3. First crossing change
4. Second crossing change
5. Third crossing change
6. circle and first line change
7. Second line change and circle
8. Lope log
9. Stop and back

Generated from Equiscribe for iOS  
Scan the code to see your results as they are posted

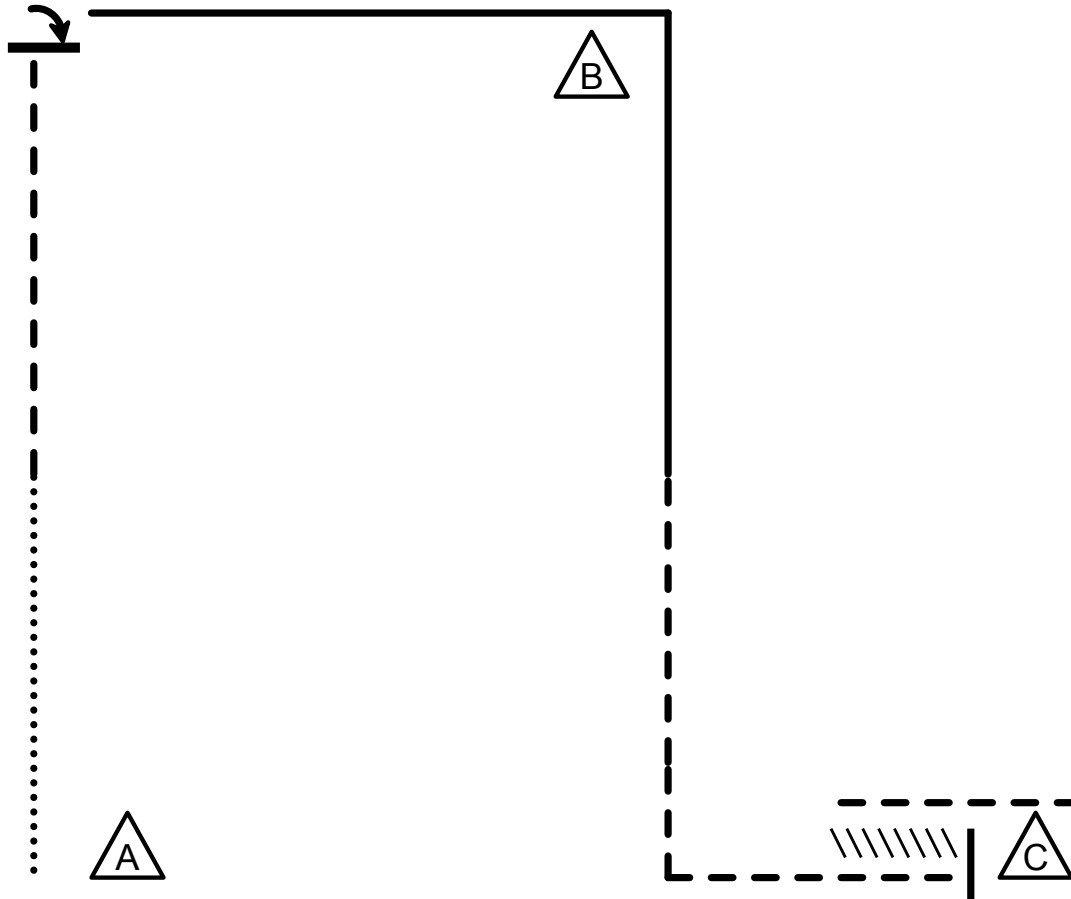


# Horsemanship

Age Division

Nov Youth, Nov Am & 13 & U

Show: The Yankee Union



Be ready at A

1. Walk from A to center of pattern
2. Jog until just past B and stop
3. Turn 1/4 turn to the right
4. Lope on the right lead to and around B
5. Break to the jog in the center of the pattern
6. Jog until even with A and C; Jog a square corner to C
7. Stop at C and back approximately one horse length
8. Jog off past C

Pattern is over once you pass C at the jog

Generated from Equiscribe for iOS  
Scan the code to see your results as they are posted

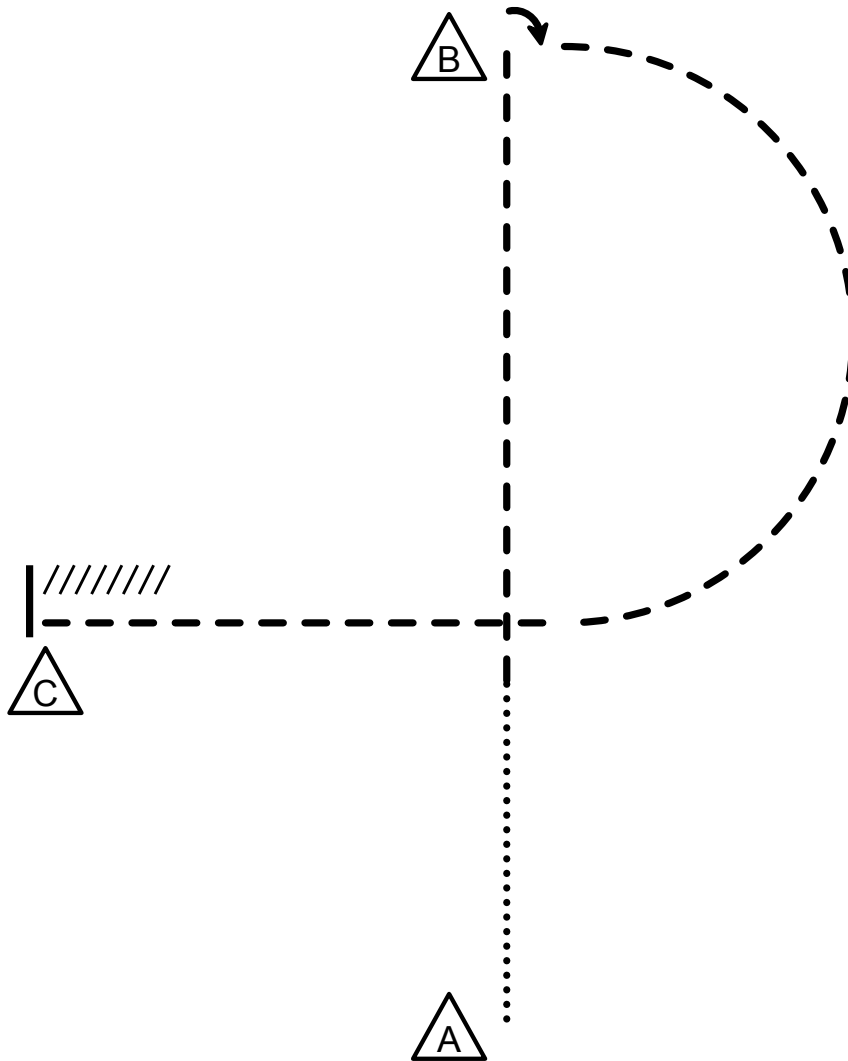


# English Equitation

Age Division \_\_\_\_\_

APHA Amateur & Youth W/T \_\_\_\_\_

Show: The Yankee Union



Be ready at A

1. Walk from A until even with C
2. Posting trot on the right diagonal to B
3. Stop at B and turn 90° right on the forehand
4. Posting trot on the left diagonal to C
5. Stop and back one horse length

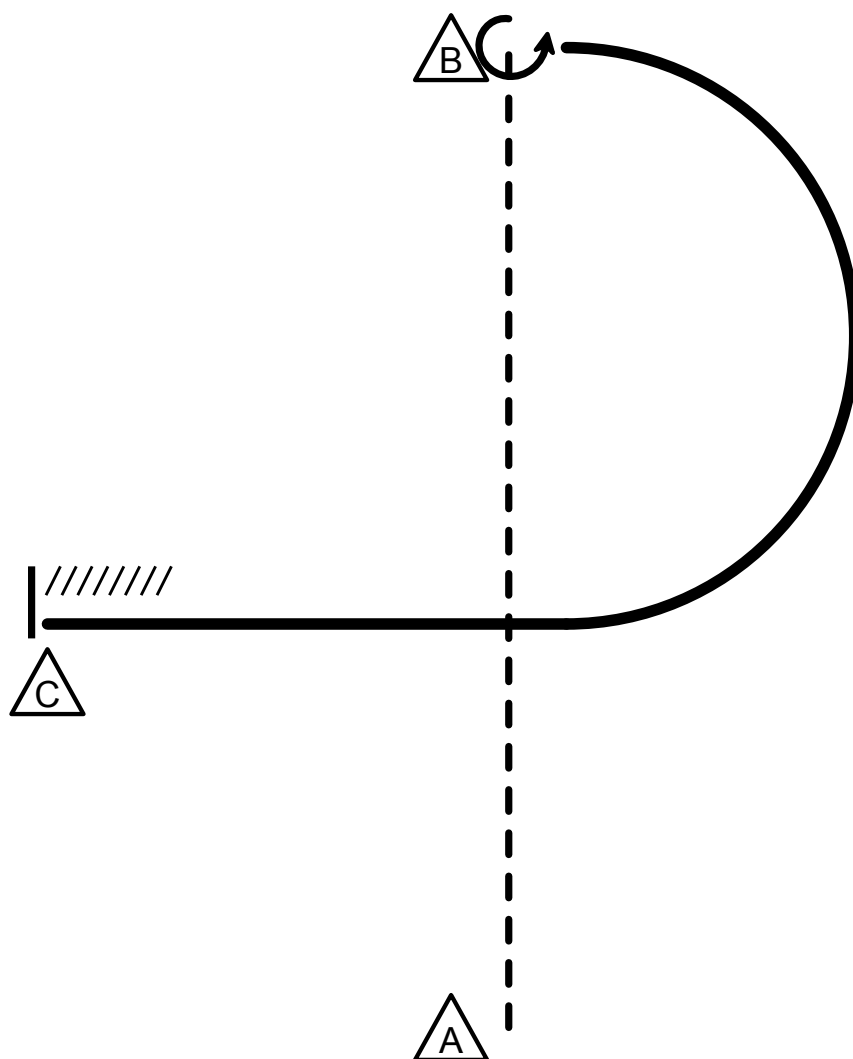
Generated from Equiscribe for iOS  
Scan the code to see your results as they are posted



# English Equitation

Age Division  
11-18 & Amateur

Show: The Yankee Union



Be ready at A

1. Posting trot on the left diagonal to B
2. Stop and turn 270° left on the forehand
3. Hand gallop right lead to C
4. Stop and back four steps

5. Walk past C to complete pattern.

Generated from Equiscribe for iOS  
Scan the code to see your results as they are posted

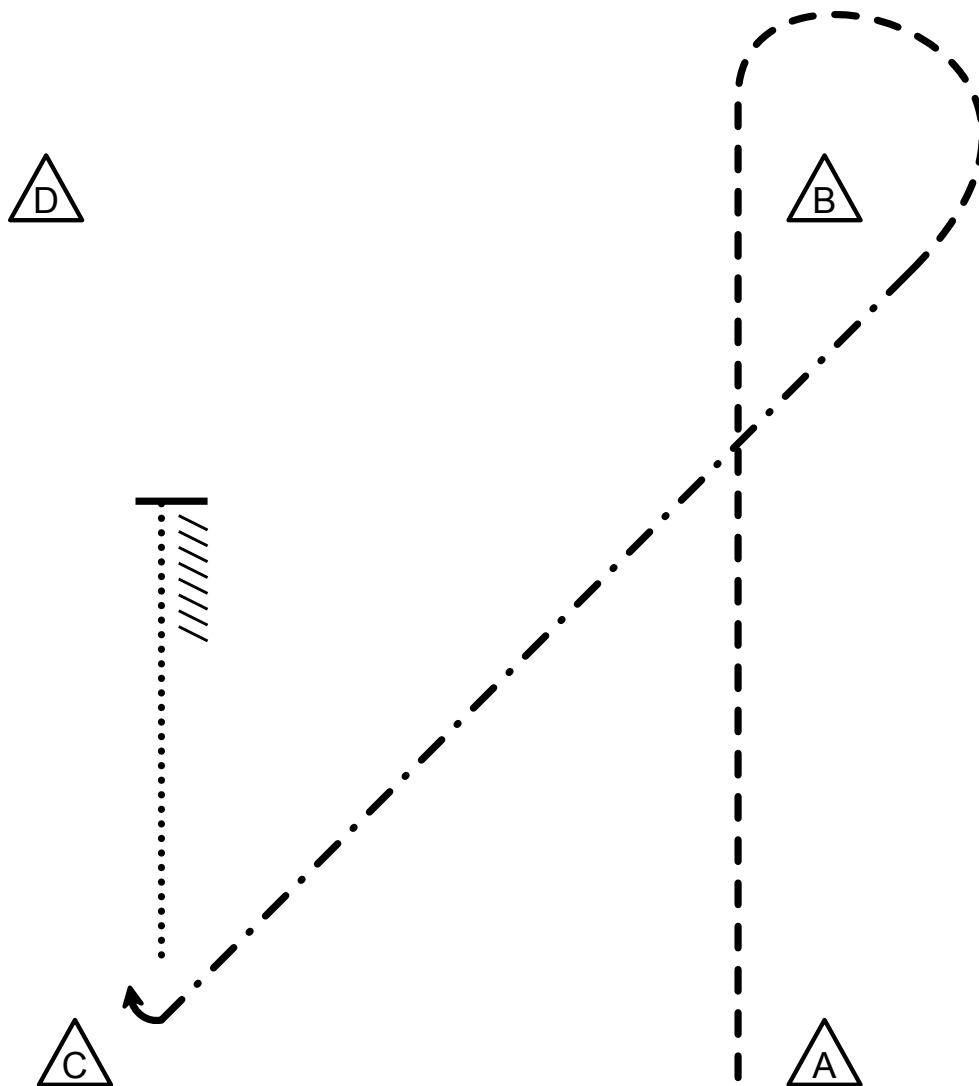


# Horsemanship

Age Division

All APHA Walk-Trot

Show: The Yankee Union



Be ready at A

1. Jog from A to and around B
2. Extend the jog from B to C
3. Stop and perform a 90° turn to the right
4. Walk halfway to D
5. Stop halfway to D and back approximately one horse length

Follow the instructions of your ring steward

*Generated from Equiscribe for iOS  
Scan the code to see your results as they are posted*

